


HYX 39

DC

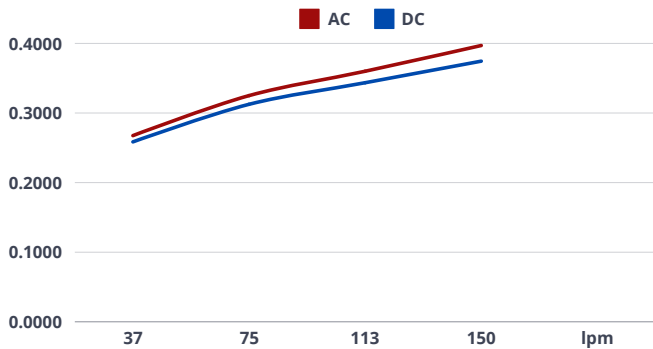
2
0
3
5



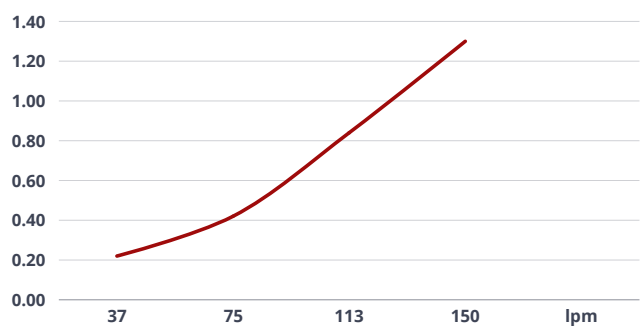
HYX 39 - 2035 - DC



2035
PERFORMANCE DIAGRAM (KW/C°)



2035
PRESSURE DROP (BAR)



VOLTAGE	OIL FLOW MAX	MAX COOLING CAPACITY	REVOLUTIONS PER MINUTE	FAN Ø	NOISE LEVEL	AIR	WORKING PRESSURE	TEST PRESSURE
V	L/min	kcal/h	r/min	mm	dB	m³/h	bar	bar
12 24	150	15500	3030	350	-	2360	15	24